



HAPPY HOURS SCHOOL

PITAMPURA, DELHI

Summer HOLIDAYS' HOMEWORK

Hope your summer is filled with **reading, writing,**
and most of all...**fun!**

Class II



Kindly note: You are required to submit your Holidays homework in paper bag or eco-friendly bag on June 24, 2024 between 8:00 am -1:00 pm to your respective CT in school.

Hindi

कार्यकलाप -१

लेखन क्रिया -वायु और जल संबंधी शब्दावली सूची:
विद्यार्थी वायु और जल (वायु, हवा, बादल, हवाई, बुलबुला, जल, पानी, नदी, झील, बारिश आदि) से संबंधित हिंदी शब्दों की उनके अंग्रेजी अनुवाद के साथ एक सूची बनाकर इन शब्दों का प्रयोग करते हुए सरल वाक्य कॉपी में लिखेंगे।

लेखन कौशल



गतिविधि -१

कला एकीकरण- चित्र कहानी: छात्र हिंदी में चित्र सहित एक लघु कहानी A3 शीट पर बनायेंगे या चिपकाएंगे, जहां हवा या पानी महत्वपूर्ण भूमिका निभाते हैं। कहानी बादल, नदी या पवन जैसे पात्रों के इर्द-गिर्द घूम सकती है। बच्चे अपनी भाषा में कहानी को, चित्र दिखाकर, सुनाते हुए वीडियो बना कर दिए गए लिंक पर अपलोड करेंगे।



<https://drive.google.com/drive/folders/1AVFN9Ko-UN42KUHNt1a4s9nHv-V9VZr>
यह अभ्यास उनकी कल्पनाशीलता और भाषा कौशल को प्रोत्साहित करेगा।)

वीडियो बनाकर भेजने का उदाहरण-

<https://www.youtube.com/watch?v=Kp4gm44fRcA>

गतिविधि २ - परियोजना कार्य

छात्र जल और वायु का महत्व सीखते हुए दी गई परियोजना तैयार करेंगे-

Roll no-१ से १५ वर्षा जल संरक्षण मॉडल-

एक प्लास्टिक कंटेनर, छत (कार्डबोर्ड या प्लास्टिक से बना), और एक संग्रह प्रणाली (फ़नल या पाइप) का उपयोग करके एक छोटे पैमाने पर वर्षा जल संचयन मॉडल बनाएं। भागों को हिंदी शब्दों (छत, संरक्षण करने वाला पाइप) के साथ लेबल करें और हिंदी में वर्षा जल एकत्र करने के महत्व को समझाएं। उदाहरण वीडियो -



<https://youtu.be/b3sGj5muz0Y?si=htEqP5xKAleGzjuX7fffde3>

Roll no १६ से आगे - पवन चक्की मॉडल-

कार्डबोर्ड, स्ट्रॉ और पेपर ब्लेड का उपयोग करके पवनचक्की बनाएँ भागों पर हिंदी शब्दों (पवन से ऊर्जा) का लेबल लगाएं और बताएँ कि पवन ऊर्जा को कैसे उपयोग कर सकते हैं। उदाहरण वीडियो-



<https://www.youtube.com/watch?v=JXYkjHKakGE>

English

ACTIVITY-1

Nature Narratives:

Take a nature walk with your family and observe the surroundings around you. Write a few sentences and paste the pictures in a scrapbook about what you saw, heard, smelled and felt during the walk.

Kindly note: Do at least 5 pages and paste pictures on the left page of the scrapbook and write descriptions on the right page.

ACTIVITY-2

Speakup Spotlight:

Talk about your favourite season and record your thoughts.

For eg: Explain what activities do you enjoy, what type of food do you eat, what type of clothes do you wear)

Kindly note the following:

- Child must introduce himself/herself.
- Due emphasize should be laid on correct pronunciation.
- Video must not exceed 2-3 minutes.

Upload the video in the given link below:

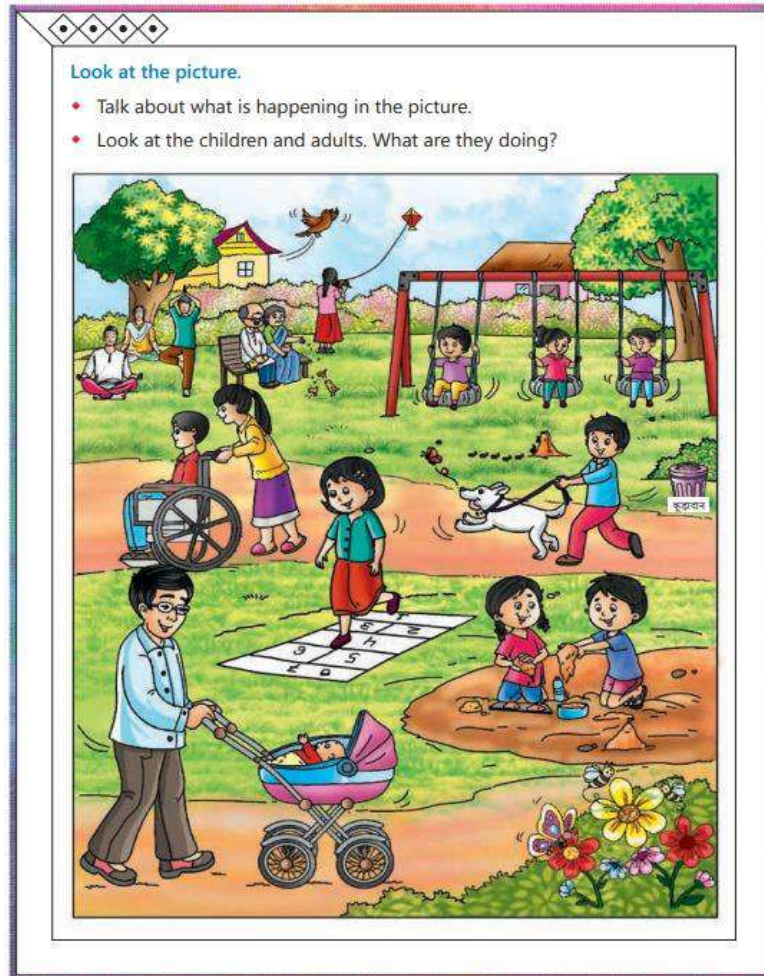
<https://drive.google.com/drive/folders/1AVFNq9Ko-UN42KUHNt1a4s9nHv-V9VZr?usp=sharing>

ACTIVITY- 3

Give Wings to Imagination:

Observe the given picture. Paste it on A3 size sheet and write your observations in 6-7 lines on the same sheet

Note: Label the sheet with your name, class and section.



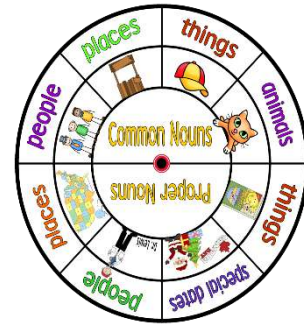
ACTIVITY-4

SPIN THE WHEEL AND EXPLORE PARTS OF SPEECH:

Based on the topic assigned to you as per your roll number, you are required to create a 'Parts of Speech Wheel'

Instructions: Write the name of given parts of speech as per your roll no. on a cardboard wheel, write examples and paste the colourful pictures also. Check image for reference: :

Roll no: 1 to 5 - Noun wheel
Roll no. 6 to 10 - Pronoun wheel
Roll no. 11 to 15 - Verb wheel
Roll no. 16 to 20 - Adverb wheel
Roll no. 21 to 25 - Adjective wheel
Roll no: 26 to 30 - Preposition wheel
Roll no. 27 to 30 - Conjunction wheel
Roll no. 31 onwards- Interjection wheel



Note: How to make spin wheel: reference video is attached-
<https://www.youtube.com/watch?v=ywhKyzpMO-Q>

ACTIVITY -5

STORY TIME

Listen to any 2 stories out of the given links, comprehend them and practice to enact the same story in class.

Links are given below for reference:

<https://youtu.be/zTk7G73kbHo?si=503ndYGk89J55GFF>

<https://youtu.be/CWSYyAC0EqM?si=OzoN-FhtHzbilaBQ>

<https://youtu.be/aTi5dbVmUhU?si=sLJIRMsFKCfpZjvw>

FUN READING- Primary Plus-

Enjoy reading, gaming, quizing, knowing fun-facts, experiential learning etc by exploring etc by exploring the following pages:

Page no-6: The Jungle Council , Page no-12: Musical Marine, Page no-:18: Kid town, Page no-24: Articles

Mathematics

ACTIVITY-1

ENGAGE IN LISTENING AND SOLVING MATH

Watch the given videos for which links are attached for the reference.

(<https://www.youtube.com/watch?v=mNdfmzriBJo>)

(<https://youtu.be/8owa9Hjr6ks?si=LTSRdRKmuxlk5I6M>)

and answer the following questions in Math notebook.

Q.1 How many books did Yash have before?

Q.2 How many books did father give to Yash?

Q.3 How many book did Yash have in total ?

Q.4 There are 59 ants on a log of wood in a river. 31 ants fell in the river.

How many ants are left on the log of wood?

- There are 25 snails on the ground. 16 of them hid themselves in their shell.

How many snails are still out of their shell?




ACTIVITY-2

MY MULTIPLICATION CALCULATOR

Using given reference video

- Create multiplication calculator.
- Design the border with the pictures of different states of water-solid, liquid, gas.
- Learn tables from 2 to 10 with the help of this calculator.




<https://www.youtube.com/watch?v=UY9Fc5L8cIY>

PRACTICE TIME:

- Do practice of the given questions in Drill Mathematics till page no. 20 to 26

Primary Plus Time:

- Do Page no- 3: Magic Numbers, Page no- 11: Colour by Numbers, Page no- 25: Tree Time Explore



ACTIVITY- 3

Roll no 1 to 15- Shape wall hanging

Make a wall hanging related to the picture using mathematical shapes like circle, triangle, rectangle etc.

Reference video:

<https://www.youtube.com/watch?v=B0CBr6ROYmY>



Roll no 16 onwards- Observe and Draw

Ask your mom, to take out all the bedsheets available at home. Observe the pattern of your bedsheets and draw and colour similar patterns on A4 size white sheet. Show your creativity by adding patterns of air and water in it.



EVS

”Passion is the breath we take, the water we drink to sustain ourselves. Without air and water, we perish; without passion an artist will wither and blow away”.

ACTIVITY-1 Move around the world.

Design a collage on A3 size sheet depicting the culture of following countries as per your roll numbers- (you may take following factors into consideration: traditional dress, staple food, special days, currency, festivals etc.)

Roll no.

1 to 5: Japan

6 to 10: India

11 to 15: United state of America

16 to 20: China

21 to 25: Nepal

26 onwards: Afghanistan



ACTIVITY-2

UNLEASH YOUR CREATIVITY BY POSTER MAKING;

(Roll no. 1-15)

Prepare a poster on an A3 size sheet showing the importance of clean water and the effects of water pollution. Draw pictures or use cut-outs from magazines to illustrate different sources of pollution and ways to prevent it. Add eye-catching slogans and doodles to make the poster attractive and appealing.

(Roll no 16-30)

Prepare a poster on an A3 size sheet showing the importance of clean air and the effects of air pollution. Draw pictures or use cut-outs from magazines to illustrate different sources of pollution and ways to prevent it. Add eye-catching slogans and doodles to make the poster attractive and appealing.

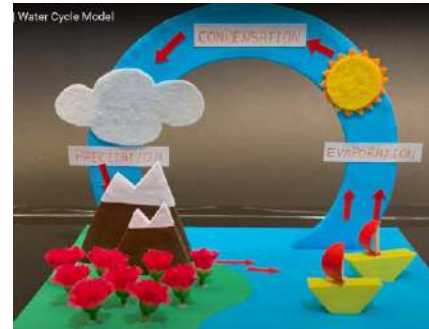


ACTIVITY-3

CRAFTING DREAMS: UNLEASHING CREATIVITY THROUGH MODEL MAKING"

(Roll no. 1-15)

Preparing a 3D model showing the various steps involved in water cycle. Label all important parts of the model. Use materials like newspaper, cardboard and sheets to prepare the model (avoid using thermocol and plastics).



Reference Video:

<https://youtu.be/-hMbfLV7En4?feature=shared>

(Roll no. 16-30)

Prepare a model showing the three states of matter. Use your creativity to depict the three states in an interesting 3D project. Use materials like newspaper, cardboard and sheets to prepare the model (avoid using thermocol and plastics).

Reference Picture:



Art and Craft:

Craft a 'Joyful Dancing Mermaid' and paste in art file.

Reference picture:



Happy Hours

Fun Time



Kindly Note: Students must print the following activities and submit them in an eco-friendly paper bag or folder.







Name: _____

Class: _____

BIGGEST AND SMALLEST



Tear and paste red  coloured paper in the biggest object and yellow  paper in the smallest object.





Name: _____

Class: _____

I CLEAN MYSELF

- Encourage the child to draw the object in the box and colour them.
- Discuss how each of these objects are used for self-care and hygiene and why are they important?

Draw here	Draw here
I clean my teeth with this	I wash my body with this
Draw here	Draw here
I wash my hair with this	I use this to dry myself






Name: _____

Class: _____

THE HUNTER AND PIGEON

Cut and arrange the story cards in the correct order and retell the story in the class in your own words after summer vacation on July 5, 2024

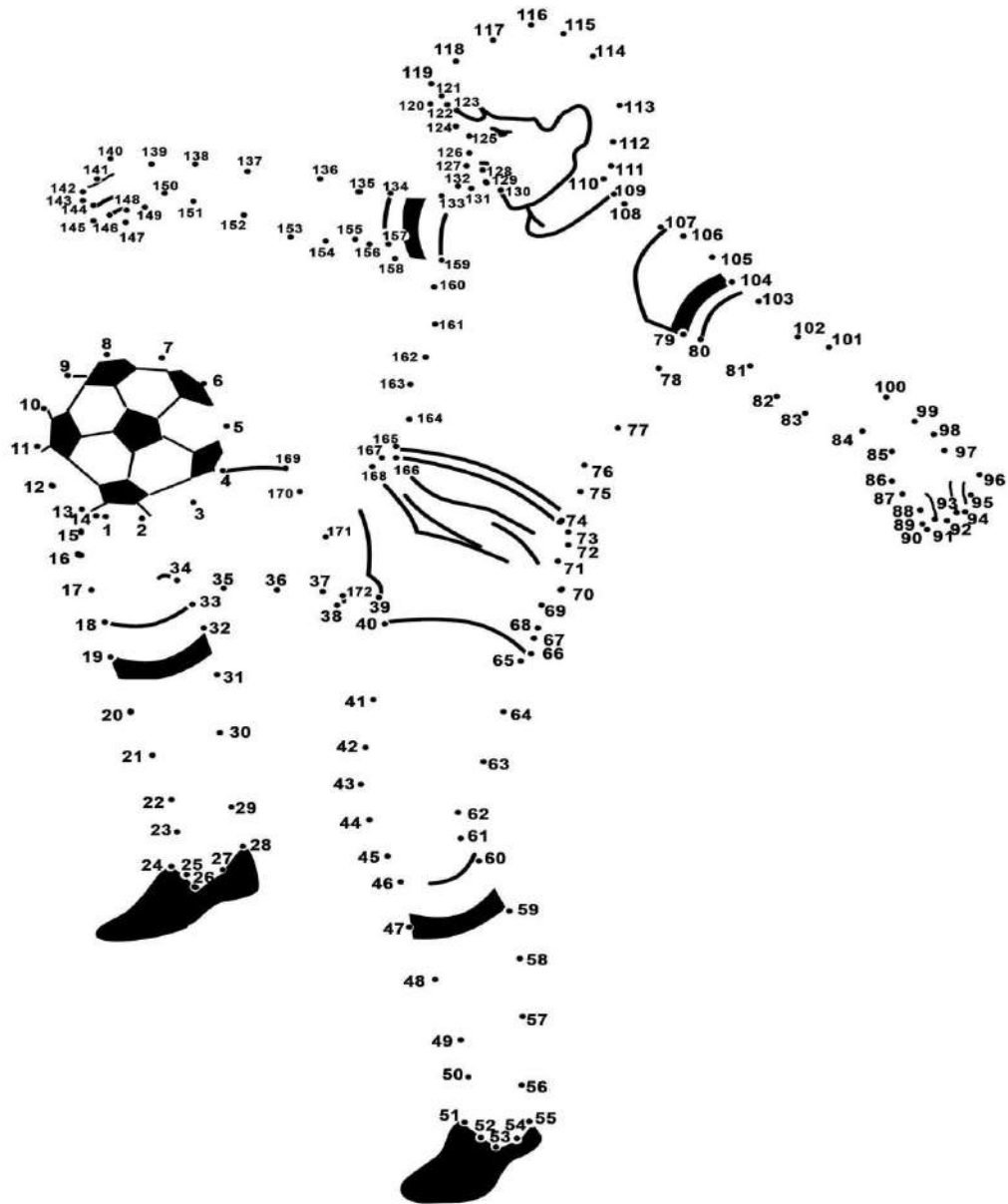




Name: _____

Class: _____

JOIN THE DOTS

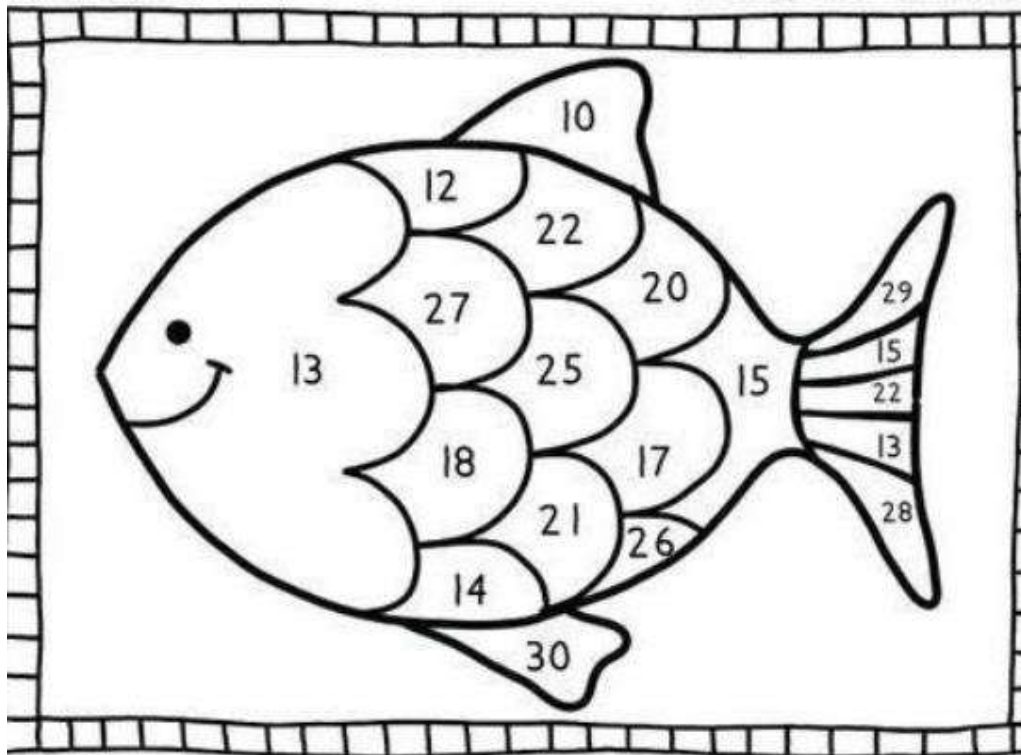




Name: _____

Class: _____

Add and colour the fish using the specified colours provided.



red	yellow	green	purple
$6+6=$ <input type="text"/>	$10+3=$ <input type="text"/>	$17+4=$ <input type="text"/>	$6+4=$ <input type="text"/>
$10+5=$ <input type="text"/>	$11+6=$ <input type="text"/>	$12+10=$ <input type="text"/>	$15+15=$ <input type="text"/>
$7+7=$ <input type="text"/>	$13+7=$ <input type="text"/>	$9+9=$ <input type="text"/>	$25+4=$ <input type="text"/>
$15+10=$ <input type="text"/>	$18+9=$ <input type="text"/>	$22+4=$ <input type="text"/>	$15+13=$ <input type="text"/>



Name: _____

Class: _____

Help Siya to take her cow to the shed.

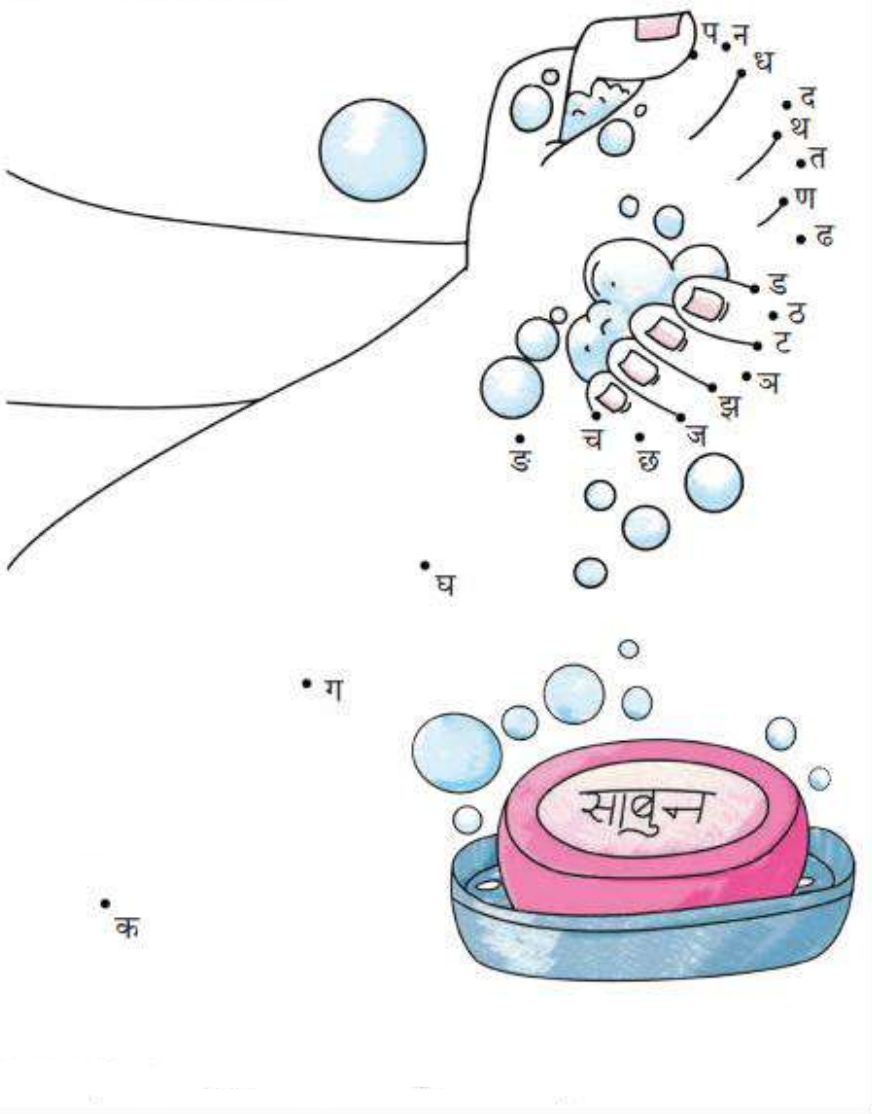


Name: _____

Class: _____



- Join the dots and complete the picture.
- Read the aksharas aloud.

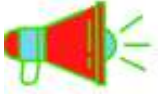




Name: _____

Class: _____

संज्ञा



किसी भी स्थान, व्यक्ति एवं वस्तु के नाम को संज्ञा कहते हैं।

- नीचे दी गई चीजों के तीन-तीन नाम लिखिए।

फल

.....

.....

.....

फूल

.....

.....

.....

सब्जियां

.....

.....

.....

अनाज

.....

.....

.....



Name: _____
Class: _____

All About Me

My favorite word

“ ”

My birthday

MONTH	DAY



My self portrait



My favorite color

My favorite animal



My favorite School subject



What makes me happy




My favorite food



My friends

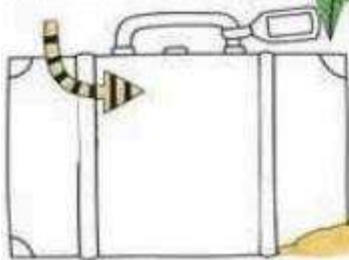


What I'm afraid of or worried about



If I had a magic wand...

What I'd bring on a deserted island



My most treasured possession

